



U.S. AIR FORCE
Sheppard Air Force Base
Main Gate



2015
Economic Impact
Statement

Train and Inspire Warriors

FROM THE COMMANDER

Sheppard Air Force Base was founded in 1941 largely because of the active engagement of the people of North Texas.

For more than 75 years, “Team Sheppard” has been successful because of the close partnership between Sheppard’s two wings and the local community.

The 82nd Training Wing is the largest technical training unit in the Air Force, delivering over 60,000 trained Airmen, Soldiers, Sailors, Marines and international students each year.



The 80th Flying Training Wing, operating the Air Force’s busiest joint-use airfield, provides trained combat pilots for the NATO Alliance through the unique Euro-NATO Joint Jet Pilot Training Program.

Neither wing could succeed in these vital missions without the support of the community leaders and citizens of North Texas.

We are grateful for all that the people and communities of Texoma do in support of our U.S. and international military members. Sheppard AFB is proud to be part of the social and economic fabric of North Texas.

Patrick J. Doherty

Brigadier General, USAF
Commander, 82d Training Wing

PREPARED BY

Mr. Michael Tiedeman

COMPTROLLER

Maj Timothy W. Fast

FINANCIAL ANALYSIS FLIGHT COMMANDER

Mr. Richard F. Pfeffer

FINANCIAL ANALYSIS STAFF

1st Lt William R. Young
SSgt Sophie Holden
Ms. Vickie Washington
TSgt Aubrey Valentine

TSgt Mindy Dahl
Mr. Charlie Sine
Mr. Dave Gass
SrA Tynisha Taylor

Ms. Kimberly Curley
Ms. Charlotte Walker
Ms. Kimberly Brock
Ms. Marian Wade



TABLE OF CONTENTS

About Sheppard Air Force Base	4
Sheppard Organizations	5
Economic Impact Region	6
Capital Assets	7
Other Key Data	8
Military Retirees	9
Combined Federal Campaign	10
Personnel by Classification & Housing Location	11
Annual Payroll by Classification & Housing Location	12
Expenditures for Construction, Services & Procurement of Materials, Equipment & Supplies	13
Estimate of Number & Dollar Value of Indirect Jobs Created	14
Total Annual Economic Impact Estimate	15



ABOUT SHEPPARD

Named in honor of Senator Morris Sheppard, former chairman of the Senate Military Affairs Committee, Sheppard Air Force Base was activated Oct. 17, 1941 and provided aircrew and aircraft mechanics training during World War II. Today, Sheppard is the largest and most diverse training base in Air Education and Training Command--the only Air Force base that is home to both technical and flying training.

The 82d Training Wing is the host wing at Sheppard and provides technical training to more than 60,000 Airmen, Soldiers, Sailors, Marines and international students each year--more than all other Air Force training wings combined. Its three training groups--the 82d Training Group, 782 Training Group and 982d Training Group--manage more than 900 classes taught at Sheppard and 60 locations across the globe. Courses of instructions include aircraft maintenance, conventional and nuclear munitions maintenance, metals technology, propulsion, avionics, aircraft systems maintenance, telecommunications, civil engineering, fuels, explosive ordinance disposal and vehicle operations. Providing support for Team Sheppard are the 82nd Medical Group, which serves nearly 20,000 beneficiaries, and the 82d Mission Support Group, which provides communications, personnel, security and infrastructure support to the base.

82 TRW MISSION

TRAIN AND INSPIRE WARRIORS

82 TRW VISION

SUSTINEO ALAS – “WE SUSTAIN THE WINGS”

The 80th Flying Training Wing conducts the Euro-NATO Joint Jet Pilot Training (ENJJPT) Program sponsored by the North Atlantic Treaty Organization. This unique program, which began at Sheppard in 1981, provides fighter-oriented pilot training for 13 NATO countries including Belgium, Canada, Denmark, Germany, Greece, Italy, The Netherlands, Norway, Portugal, Spain, Turkey, the United Kingdom, and the United States. Each year over 200 pilots receive their wings through the ENJJPT program. In addition, over 150 pilots selected for fighter aircraft learn critical combat skills through the Introduction to Fighter Fundamentals program.

80 FTW MISSION

PRODUCE THE WORLD'S FINEST NATO PILOTS WITH THE SKILLS
AND ATTITUDE TO SUCCEED IN FIGHTER AVIATION

80 FTW VISION

BE THE WORLD'S PREMIER FIGHTER PILOT TRAINING PROGRAM



BASE ORGANIZATIONS

82D TRAINING WING (HOST)

82d Training Wing Staff Agencies

82d Comptroller Squadron

82d Medical Group

82d Aerospace Medicine Squadron

82d Dental Squadron

82d Medical Operations Squadron

82d Medical Support Squadron

82d Mission Support Group

82d Civil Engineer Squadron

82d Communications Squadron

82d Contracting Squadron

82d Force Support Squadron

82d Logistics Readiness Squadron

82d Security Forces Squadron

82d Training Group

359th Training Squadron

361st Training Squadron

362d Training Squadron

363d Training Squadron

782d Training Group

364th Training Squadron

365th Training Squadron

366th Training Squadron

367th Training Squadron

982d Training Group

982d Maintenance Squadron

372d Training Squadron

373d Training Squadron

80TH FLYING TRAINING WING

80th Operations Group

80th Operations Support Squadron

89th Flying Training Squadron

459th Flying Training Squadron

97th Flying Training Squadron (AFRC)

88th Fighter Training Squadron

90th Flying Training Squadron

469th Flying Training Squadron

80 FTW Maintenance (DynCorp)

PARTNER ORGANIZATIONS

Air Force Audit Agency (AFAA) Detachment 270

Army-Air Force Exchange Service (AAFES)

Document Automation & Production Service (DAPS)

Defense Commissary Agency (DeCA)

Defense Reutilization and Marketing Service (DRMS)

USAF Trial Judiciary Area Defense Council

US Marine, Navy, and Army Liaisons

Union Square Federal Credit Union

AF Office of Special Investigations (AFOSI) Detachment 411

Non-Commissioned Officers Academy

Air Force Guard & Reserve Liaisons

American Red Cross

Civil Air Patrol

Defense Investigative Services

Sheppard Bank

US Army Corps of Engineers

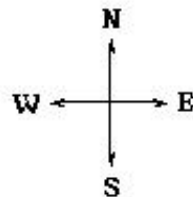
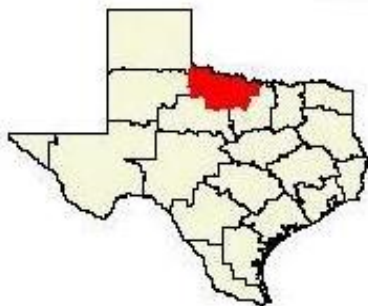
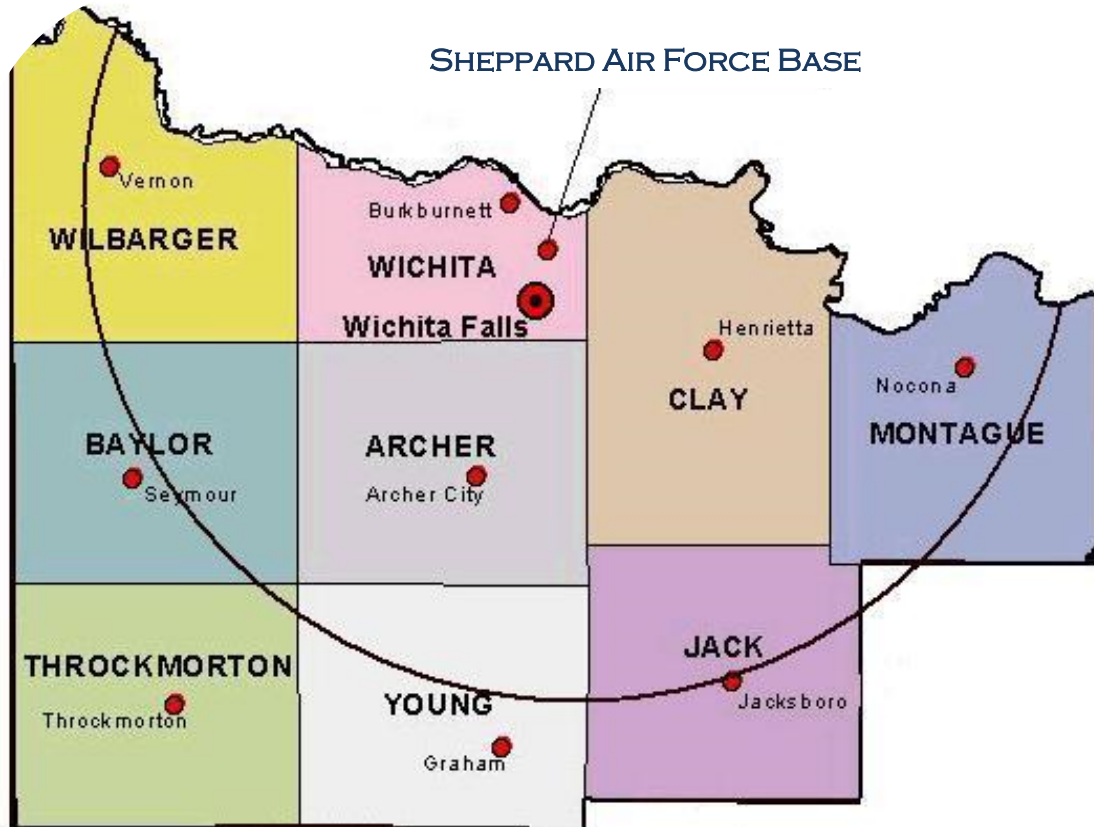
US Post Office

Defense Logistics Agency

Area Defense Counsel



SHEPPARD ECONOMIC IMPACT REGION



The Economic Impact Region includes a 50-mile radius around Sheppard AFB. The area above the Red River (Oklahoma) is included in Ft. Sill's Economic Impact Region.



CAPITAL ASSETS

CAPITAL ASSETS				
Original Value Total		\$883,438,847,180		
Market Value Net Depreciation		\$398,898,174		
BUILDINGS				
CATEGORY	NUMBER	SQ FT		
Maintenance (aircraft, vehicle, etc.)	51	383,553		
Operations	14	104,631		
Training	80	2,615,972		
Administration	21	564,001		
Commissary	1	80,670		
Medical	2	336,335		
Storage	41	295,187		
Public Services/Recreation	120	670,372		
Base Exchange	5	111,477		
Other (Miscellaneous)	22	37,220		
Officers/Enlisted Quarters and Student Dorms	18	1,540,257		
Visiting Airmen/Officer Quarters	15	513,339		
Temporary Lodging Facilities	16	47,643		
TOTAL	406	7,300,657		
LAND				
CATEGORY	ACRES			
Fee Owned/Donated	4,598			
Easements	699			
Leased	439			
TOTAL	5,736			
FLIGHTLINE FACILITIES		RUNWAYS		
CATEGORY	SQ YDS	TYPE	WIDTH (FT)	LENGTH (FT)
Runways	820,661	Primary	300	13,100
Taxiways	339,542	Parallel	150	10,002
Aprons	565,657	Minor	150	7,021
Overruns	133,333	Parallel	150	6,000
Paved Shoulders	396,194	TOTAL		
Warm-up/Holding Pad	53,316	36,123		
TOTAL	2,308,703	AIRCRAFT		
VEHICLES		TYPE	NUMBER	
TYPE		NUMBER		
General Purpose		144	T-6	77
Special Purpose		85	T38C(IFF)	38
Other		66	T38C(UPT)	95
TOTAL		295	TOTAL	210
TRAINERS		SIMULATORS		
		T-38 Simulators	10	
		T-6 Simulators	10	
Grnd Inst Trainer Acft (GITA)	59	EST Egress Seat Trainer	1	
		EPT Egress Seat Trainer	1	
		TOTAL	22	



OTHER KEY DATA

DORM AREA				
TYPE	NUMBER	BEDS AVAILABLE	BEDS UTILIZED	OCCUPANCY
NPS	12	4,786	2,664	55.7%
UOQ	2	193	175	90.7%
UEQ	3	235	165	70.2%
TOTAL (AVG.)	17	5,214	3,004	57.6%

PERM. PARTY LIVING IN DORMS	428	340	79.4%
-----------------------------	-----	-----	-------

BILLETING AREA				
TYPE	NUMBER	BEDSPACES AVAILABLE	BEDSPACES UTILIZED	OCCUPANCY
VAQ	6	286,165	171,202	59.8%
VOQ/DVQ	10	96,354	64,264	66.7%
TLF	16	8,326	6,337	76.1%
TOTAL	32	390,845	241,803	61.9%

HOUSING AREA			
BALFOUR BEATTY COMMUNITIES (BBC) PRIVATIZED IN FEB 07	UNITS AVAILABLE	UNITS OCCUPIED	OCCUPANCY
TOTAL	705	684	97.0%

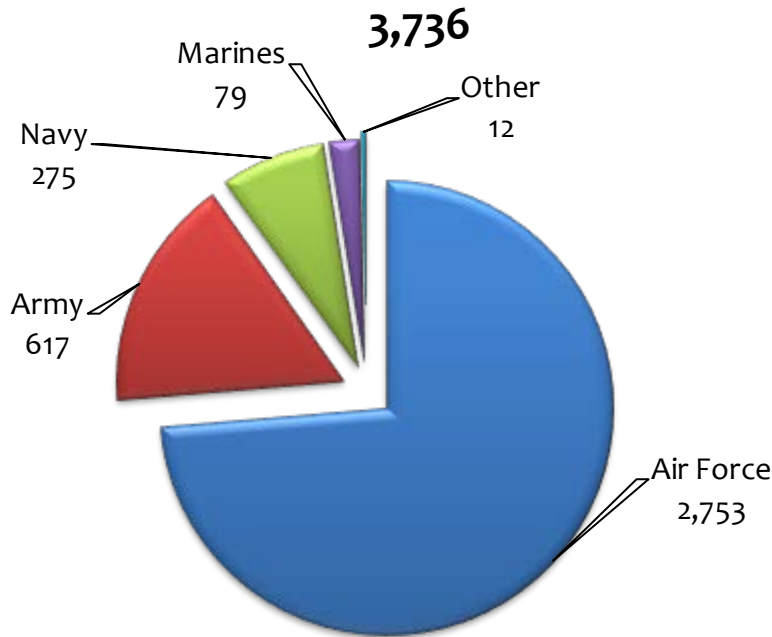
EDUCATION STATISTICS			
DEGREE'S EARNED	ENLISTED	OFFICER	TOTAL
Community College of the Air Force/Associate	358	--	358
Bachelor	36	120	156
Master	5	29	34
PhD	0	4	4

CLINIC	
OUTPATIENT	NUMBER
TOTAL VISITS (FY15)	66,575
TOTAL (FY15 MON AVG.)	5,548

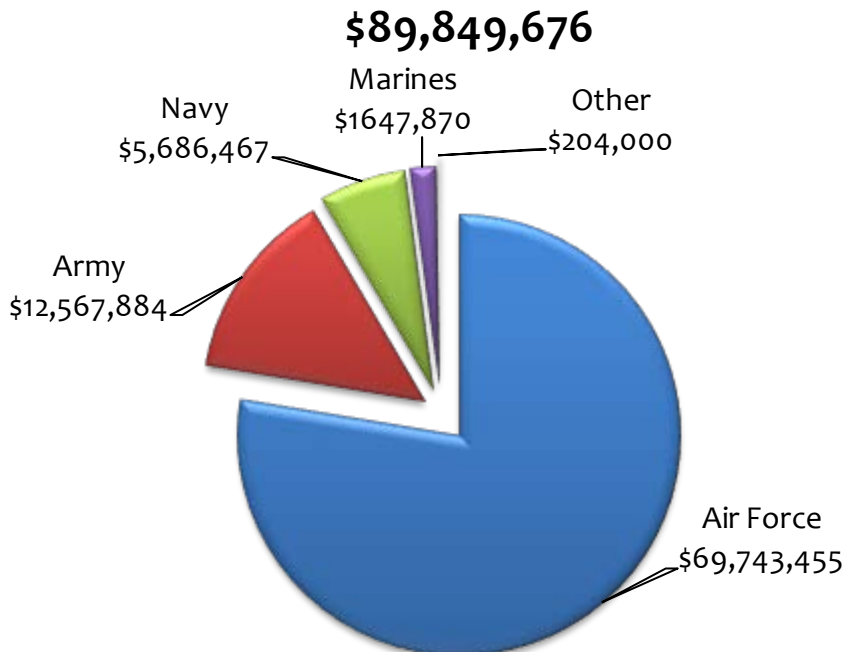


MILITARY RETIREES

Military Recipients



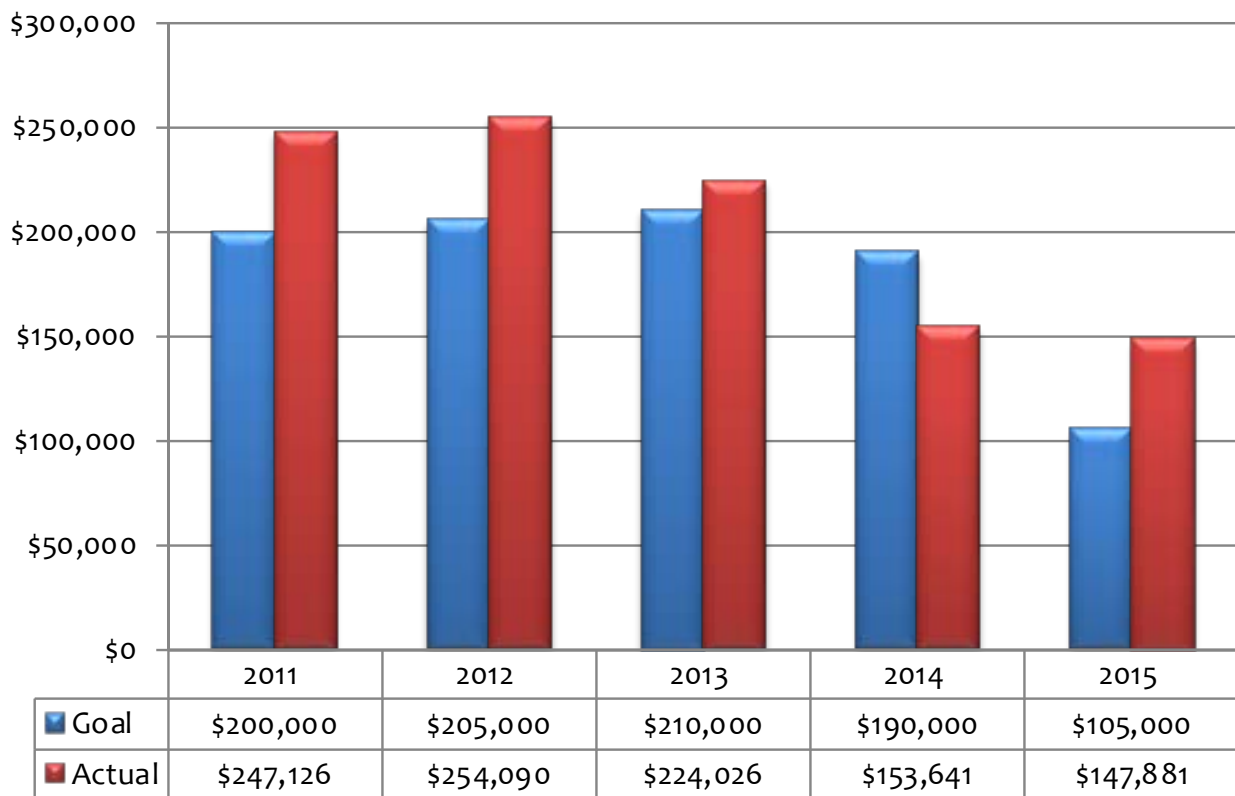
Annual Disbursements



* Military retiree information does not include Veterans Administration payments.



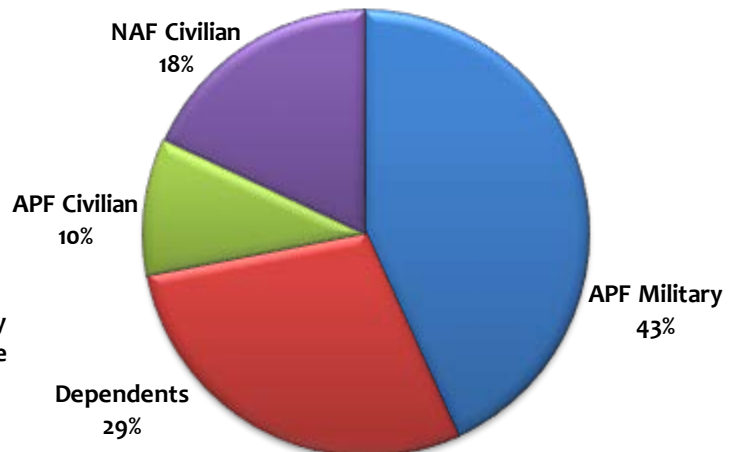
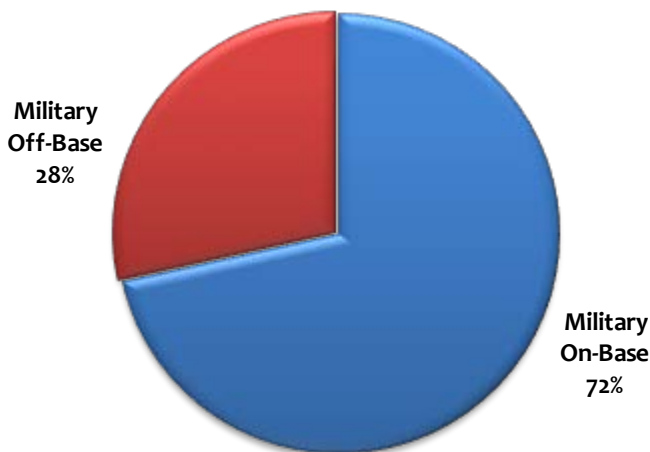
COMBINED FEDERAL CAMPAIGN



PERSONNEL BY CLASSIFICATION & HOUSING LOCATION

CLASSIFICATION	LIVING ON BASE	LIVING OFF BASE	TOTAL
1. Appropriated Fund Military			
Active Duty (includes ENJJPT officers)	1,024	627	1,651
Reserve/Air National Guard (ANG)	0	75	75
Non-Extended Active Duty Reserve/ANG	0	0	0
Trainees/Cadets	2,664	766	3,430
TOTAL:	3,688	1,468	5,156
2. Active Duty Military Dependents			
	1,112	2,325	3,437
3. Appropriated Fund Civilians			
General Schedule			1,082
Federal Wage Board			29
Other (Post Office & Other DoD Employees)			79
TOTAL:			1,190
4. Non-Appropriated Fund, Contract Civilians and Private Businesses			
Civilian NAF			356
Civilian BX			153
Contract Civilians (not elsewhere included)			1,557
Private Businesses On Base, By Type:			94
Branch Banks/Credit Union		32	
Other Civilians (not elsewhere included) Commissary Contractors		54	
TOTAL:			2,160

TOTAL PERSONNEL: 11,943



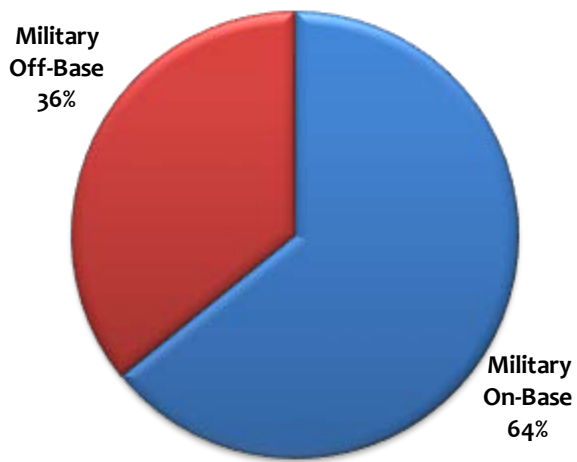
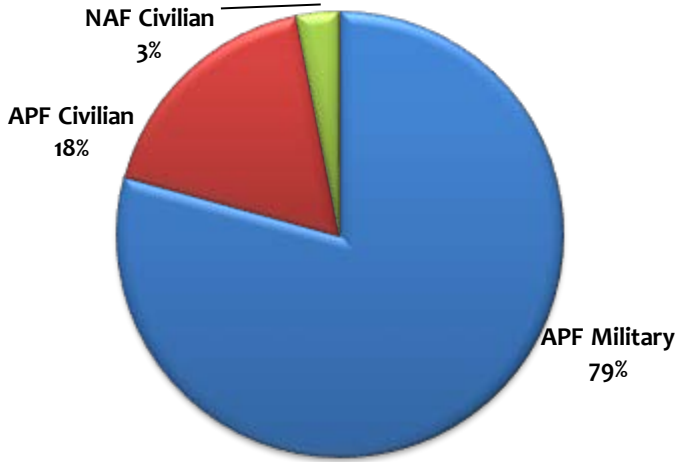
ANNUAL PAYROLL BY CLASSIFICATION & HOUSING LOCATION

CLASSIFICATION	LIVING ON BASE	LIVING OFF BASE	TOTAL
1. Appropriated Fund Military¹			
Active Duty	\$96,865,235	\$59,318,633	\$156,183,868
Reserve/ANG	\$0	\$10,566,439	\$10,566,439
Non-Extended Active Duty Reserve/ANG	\$0	\$0	\$0
Trainees/Cadets	\$105,424,870	\$43,061,584	\$148,486,454
TOTAL:	\$202,290,105	\$112,946,656	\$315,236,761
2. Appropriated Fund Civilians			
General Schedule			\$66,534,725
Federal Wage Board			\$1,414,344
Other (Post Office & Other DoD Employees)			\$2,537,985
TOTAL:			\$70,487,053
3. Non-Appropriated Fund, Contract Civilians and Private Businesses			
Civilian NAF			\$8,343,120
Civilian BX			\$2,351,217
Contract Civilians (payroll is included in table 3, expenditures) ²			\$1,487,405
Private Businesses On Base, By Type:			<small>See note below</small>
Branch Banks/Credit Union		\$968,271	
Other Civilians (not elsewhere included) Commissary Employees		\$519,134	
TOTAL:			\$12,181,742

1. Military Pay is calculated using Composite Pay - AFMAN 65-503, Table A19-2

2. Contract payroll is proprietary and was not separated from contract expenditures

TOTAL ANNUAL PAYROLL: \$397,905,556



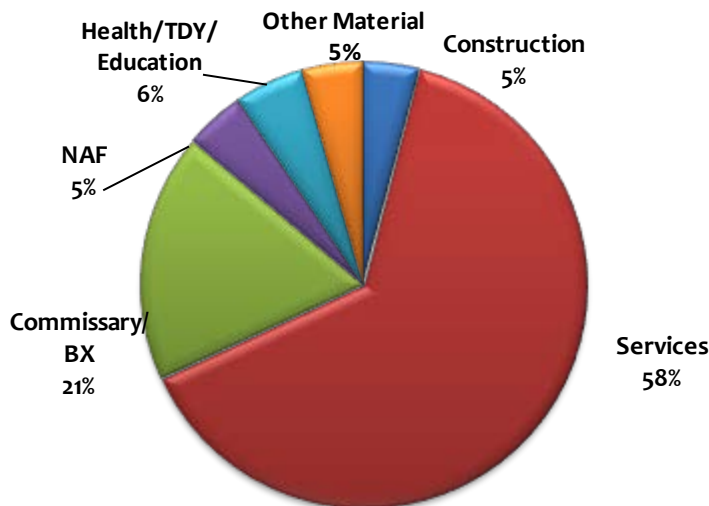
EXPENDITURES

for construction, services & procurement of materials, equipment & supplies

1. Construction	Annual Expenditures
Military Construction Program	\$0
Non-Appropriated Fund	\$207,083
O&M	\$10,082,533
Other	\$0
	TOTAL: \$10,289,616
2. Services*	
Maintenance Contracts	\$61,726,703
Service Contracts	\$102,601,012
Commodity Contracts	
	TOTAL: \$164,327,715
3. Materials, Equipment, and Supplies Procurement	
Commissary	\$18,881,128
Base Exchange (BX)	\$27,541,944
NAF (Lodging & MWR Expenditures)	\$11,115,800
Health (TRICARE, Government cost only)	\$11,200,000
Education Impact (Impact aid and tuition assistance)	\$1,851,904
Impact Aid	\$331,156
Tuition Assistance	\$1,520,748
Contract Quarters (TDY/TLA)	\$63,910
Other Materials, Equipment & Supplies (GPC)	\$5,442,950
Utilities (Water/Sewer)	\$1,285,867
BBC (Privatized Housing) Operating Expenses	\$4,508,243
	TOTAL: \$81,891,745
TOTAL ANNUAL EXPENDITURES: \$256,509,076	

TOTAL ANNUAL EXPENDITURES:

\$256,509,076



ESTIMATE OF NUMBER & DOLLAR VALUE OF INDIRECT JOBS CREATED

Type of Personnel	# of Base Jobs	Multiplier ¹	# of Indirect Jobs
ACTIVE DUTY MILITARY	1,651	0.41	677
RESERVE/ANG/TRAINEEES	3,505	0.16	561
APF CIVILIANS	1,190	0.55	655
OTHER CIVILIANS	2,160	0.55	1,188
TOTAL:	8,506		3,081

Estimated Number of Jobs Created **3,081**

Average Annual Pay for the Local Community² \$36,510

ESTIMATED ANNUAL DOLLAR VALUE OF JOBS CREATED **\$112,487,310**

Data Sources:

- Multipliers:** AFMAN 65-506, Table 8-1 Other Indirect Job Multipliers, Aug 2011
- Average Annual Pay:** Current tables for Average Annual Pay Levels in Metropolitan Areas and Average Annual Pay by State and Industry are accessible at: http://www.bls.gov/oes/current/oes_48660.htm



TOTAL ANNUAL ECONOMIC IMPACT

Annual Payroll: **\$397,905,556**

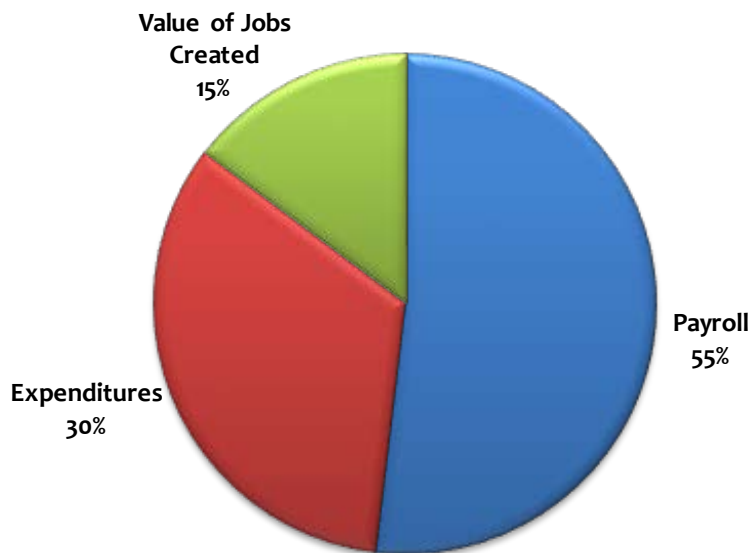
Military	\$315,236,761
Federal Civilian	\$70,487,053
Other Civilian	\$12,181,742

Annual Expenditures: **\$256,509,076**

Estimated Dollar Value of Jobs Created: **\$112,487,310**

Estimated Indirect Jobs Created	3,081
Average Annual Pay	\$36,510

TOTAL ANNUAL ECONOMIC IMPACT **\$766,901,943**





U.S. AIR FORCE

